



Dear Customer,

The **next few pages** contain the information needed to prepare for the installation of your processor. Experience proves that your careful attention to these recommendations is the single-most important factor for a smooth, trouble-free installation.

Your cooperation will **help us** to **help you** reach **full production** as quickly as possible.


If you have any questions please call (800) 759-3956.

We need you to confirm that you have received this fax before we can ship your processor. Please indicate the number of pages you have received, and fax your signed confirmation to 920-563-4868.

I received _____ pages of preinstallation information.

Name: _____ Date: _____

Thank you.



NOTE RECEIVING DEPARTMENT

Watch out for visible damage to the crate.

Before signing for the receipt of the crate note the damage found on the truckers bill of lading. You are liable for what you sign.




The crate weighs 560 lbs.

Crate dimensions 59" L x 42" W x 50" H

Direct any questions to the service department at (800) 759-3956.

CA Systems, Inc. ML 33



ML 33 Technical Data:

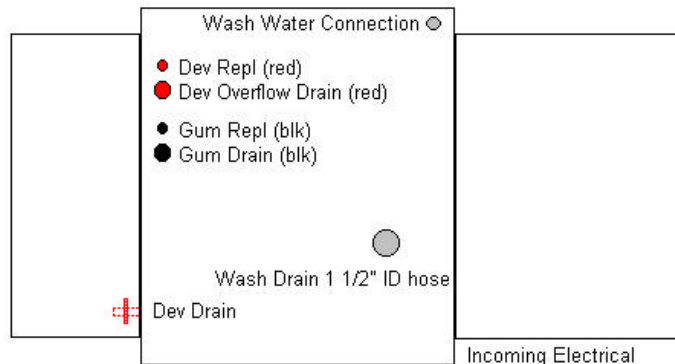
Developer tank capacity 6 3/4 gal
 Processor net weight 420 lbs

Electrical Requirements:

220 VAC
 Single Phase
 20 amp maximum draw at 220 volts

Plumbing Requirements:

Filtered water supply (minimum pressure .8 bar with a flow of 35 liters per minute)
 Washing machine hose with 3/4" thread
 Water drain hose 1 1/2" ID hose, long enough to reach from the processor to the drain, and clamp.
 Floor drain (drain cannot be higher than 12" off the floor)
 Sink for cleaning rollers and rinsing brushes



State and local regulations for electrical and plumbing vary. Your local contractor is the one most qualified to provide the utilities in accordance with your local codes. If your contractor has any questions please have him call Carnfeldt at (800) 759-3956.

THE FOLLOWING MUST BE COMPLETED PRIOR TO THE INSTALLATION OF THE EQUIPMENT.

- The equipment site has been surveyed and allowance been made for **adequate space** as recommended by the manufacturer. (Don't forget replenishment tanks, wash water re-circulators, etc.)
- **Drains, electrical, and water services, are in place and functioning as recommended.**
Lay out the systems position with chalk or tape on the floor using the measurements provided. This will assist the electricians and plumbers in positioning their utilities. It will also assist in placing any accessories (replenishment tanks, wash water re-circulators, drip tray, etc..)
- Any **existing equipment** is to be **removed** and the area prepared for new equipment. Construction must be completed before the processor is positioned. Keep the processor crated or covered with a drop cloth until you are ready to use it.
- **Chemistry** and **Plates** must be on hand.
- Arrange for an employee, **who will be responsible** for the care of the processor, to be available throughout the installation for purposes of familiarization with the equipment and operational training.

CUSTOMER INSTALLATION AGREEMENT

The cost of the installation is based on compliance with this information. **All** requirements and **conditions** stated above **will be completed** or **complied with prior to** the arrival of the **installer**.

Any additional trips as a result of failure to comply with these conditions or circumstances beyond the technicians control, will result in charges of \$110 per hour travel and labor.

CA Systems and/or it's local agent will provide telephone technical assistance to the customer as needed to effect a smooth, economical installation.

The local agent will always try to make decisions, regarding its options in this agreement, in the interest of the customer and for expediency. If a conflict should arise, every effort will be made to contact CA Systems for consultation on the conflict resolution.

WARRANTY

NOTE: The one year parts warranty begins when the processor is shipped; **unless** the warranty form is promptly filled out and **faxed** to 920 563 4868 on the date the installation is complete.

NO WARRANTY PARTS WILL BE ISSUED UNTIL THE WARRANTY FORM IS FILLED OUT AND FAXED.