

# PROSTAR

Dear Valued Customer,

The **next few pages** contain the information needed to prepare for the installation of your film processor. Please make copies and get them to the people who will be responsible for each function.

Your cooperation will **help us to help you** reach **full production** as quickly as possible.

If you have any questions please call (800) 759-3956.

We need you to confirm that you have received this fax. Please indicate the number of pages you have received, and fax your signed confirmation to 920-563-4868.

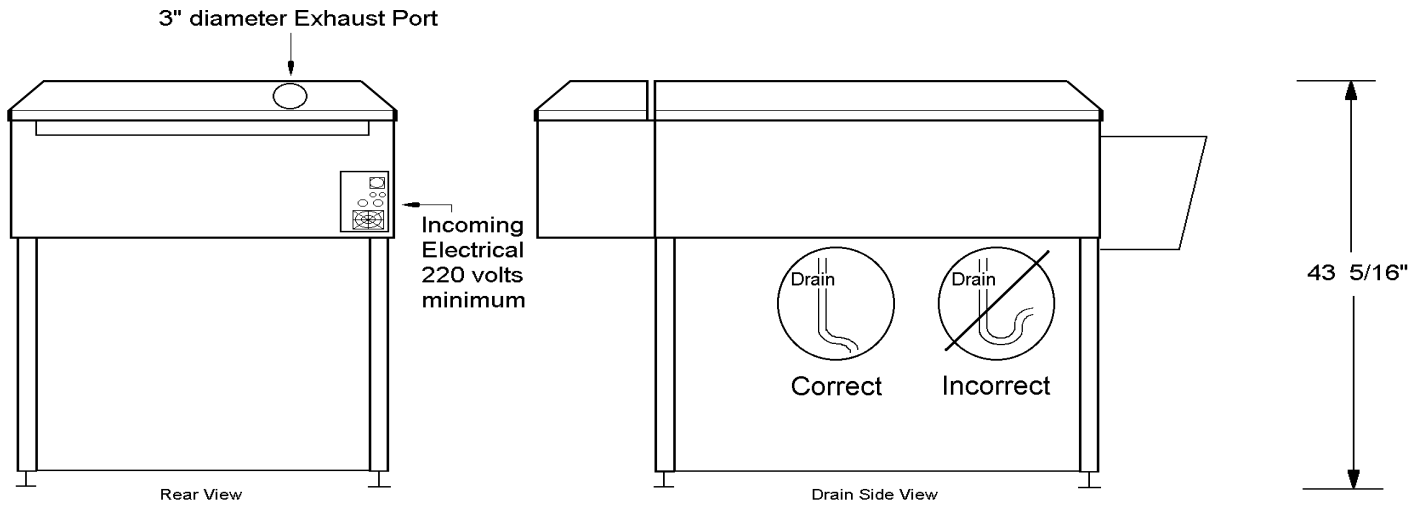
I received \_\_\_\_\_ pages of preinstallation information.

Name: \_\_\_\_\_ Date: \_\_\_\_\_

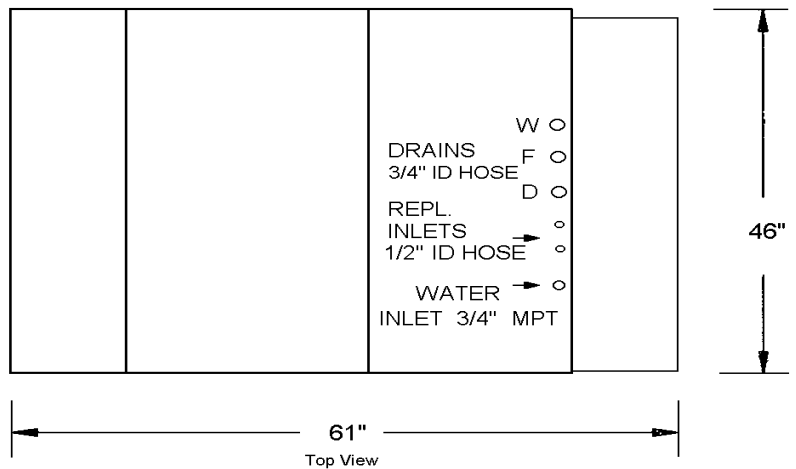
Thank you,

Sincerely

Chuck Richmond



Please allow 24" access on each side of the processor, and 36" access at the rear of the processor.



### PROSTAR SL39



**ELECTRICAL REQUIREMENTS:**  
220 VAC  
Single Phase  
25 amp maximum draw at 220 volts



**PLUMBING:**  
Standard Water Control Panel containing water pressure regulator, flow meter, filter, and preferably a hot and cold mixing valve.  
Floor drain recommended; any other drain no higher than 12" from floor.  
Sink large enough to accommodate racks for cleaning.



**EXHAUST:**  
SL39 comes with a 3" diameter vent for exhausting fumes from the processor and out of the room.  
If outside venting is not available then the Air Processor is recommended.  
Accessory 120300.

**Accessories:**  
150153 Developer Filter  
120100 Water Control Panel  
217049 Replenishment Buckets  
120300 Air Processor

## PROCESSOR REQUIREMENTS

State and local regulations for electrical and plumbing vary. Your local contractor is the one most qualified to provide the utilities in accordance with your local codes. Both the electrical and plumbing need to be ready before installation. If your contractor has any questions please have him call Chuck at (800) 759-3956.

Your film and chemical supplier is also a source of information on local environmental requirements.

NOTE: IN-LINE SILVER RECOVERY UNITS WILL REQUIRE AN ADDITIONAL FIXER CIRCULATION PUMP. CARNFELDT CAN SUPPLY THE ADDITIONAL PUMP AND HOSES AT A COST OF \$375.

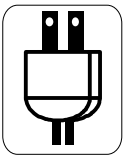
FILM PROCESSORS SHOULD NEVER BE INSTALLED ON CARPETING. PROCESSORS INSTALLED IN CARPETED ENVIRONMENTS ARE SUSCEPTIBLE TO NUMEROUS PROBLEMS.



The operational stability of the processor depends upon a proper electrical installation.

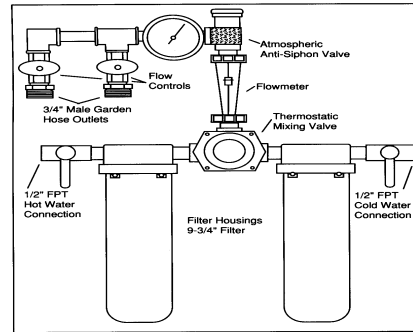
### Electrical Requirements:

- 220 VAC **A dedicated line that is free of any other equipment.**
- Single phase
- ProStar SL39 25 amp maximum draw at 220 volts.



### Plumbing Requirements:

- Standard water control panel containing:
  - water pressure regulator
  - flowmeter
  - hot & cold water mixing valve
  - water filter
  - at least two separate outlets with 3/4" thread d.
- Floor drain recommended - any other drain no higher than 12" from floor
- A sink with hot and cold water, large enough to accommodate the racks, should be installed near the machine.



o.

### Exhaust:

The ProStar comes with a 3" diameter exhaust port. It is recommended that the chemical fumes be exhausted out of the room. Your local heating contractor could best advise you on how this could be done.

If venting out of the room is not feasible then the Air Processor ( #120300 ) is an excellent accessory for this machine. Call ProStar for details.

There are a variety of peripherals; such as replenishment systems, water recirculators, or silver recovery units that connect to the processor. Those who supply these peripherals are most familiar with their product, therefore they should be present, while our representative is there, to install these pieces so that:

- they are installed according to the product specifications and,
- they do not affect the processor adversely (causing improper development, fixing or washing).

